



ಬೃಹತ್ ಬೆಂಗಳೂರು ಮಹಾನಗರ ಪಾಲಿಕೆ
Bruhat Bengaluru Mahanagara Palike



BBMP COVID-19 WAR ROOM 10.09.2022



OVERVIEW OF COVID-19 IN BENGALURU



CASE TRENDS

ACTIVE CASES **2,739**

Confirmed Cases

299

18,68,378 #

Recovered Cases

293

18,48,656 #

Death Cases

0

16,983 #



HOSPITALIZATION

59

ICU – V

-

ICU

16

HDU

2

General

41

INCLUDES GOVT. QUOTA AND PRIVATE WALK-IN HOSPITALIZATION



VACCINATION

5,669

2,05,17,567 #

First Dose

146

96,71,653 #

Second Dose

1,182

94,62,778 #

Precaution Dose

4,341

12,65,717 #



TRIAGING

MTU

11

Tele Triage

215



ACTIVE CLUSTERS

6

Budding Clusters (<5 Cases)

6

Clusters (> 5 cases)

0



TESTING

12,903

3,16,33,811 #

RAT

2,636

RTPCR

10,267

Positivity : 2.35%

*FOR LAST 7 DAYS

: indicates cumulative numbers till date



ABSTRACT OF COVID-19 SCENARIO IN BENGALURU



	MALE			FEMALE			TRANSGENDER			TOTAL		
	Last 24 Hours	Last 7 Days	Cumulative	Last 24 Hours	Last 7 Days	Cumulative	Last 24 Hours	Last 7 Days	Cumulative	Last 24 Hours	Last 7 Days	Cumulative
Positive Cases	166	1,167	11,01,308	133	963	7,66,178	0	0	196	299	2,130	18,68,378
Recovered Cases	171	1,618	10,88,775	122	1,295	7,59,788	0	0	186	293	2,913	18,48,656
Death Cases	0	0	10,755	0	0	6,224	0	0	4	0	0	16,983
Total Tests Done	In Last 24 hrs. : 12,903			In last 7 days : 90,743			Cumulative : 3,16,33,811					
Vaccine Doses Administered	In Last 24 hrs. : 5,669			In last 7 days : 27,753			Cumulative : 2,05,17,567					
ACTIVE CASES									2,739			

*Covid deaths occurred today : 00 | Covid deaths occurred beyond last 24hrs., reported today : 00

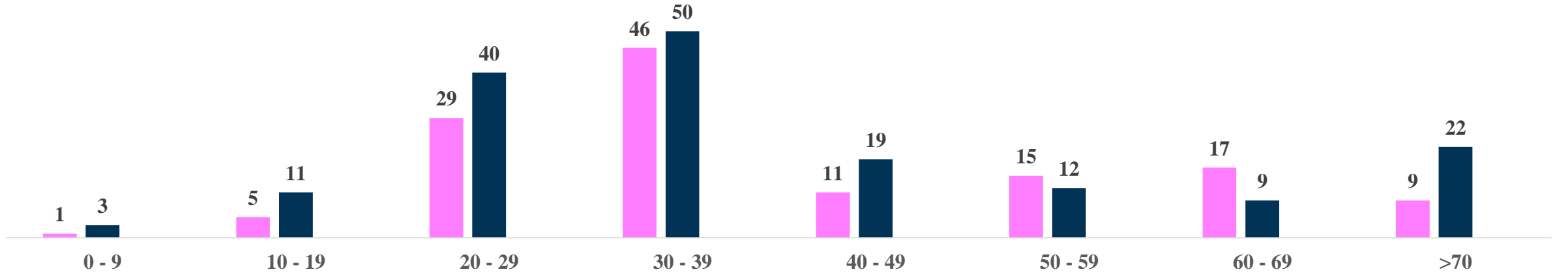


LAST 24 HOURS AGE GROUP AND GENDER WISE DISTRIBUTION

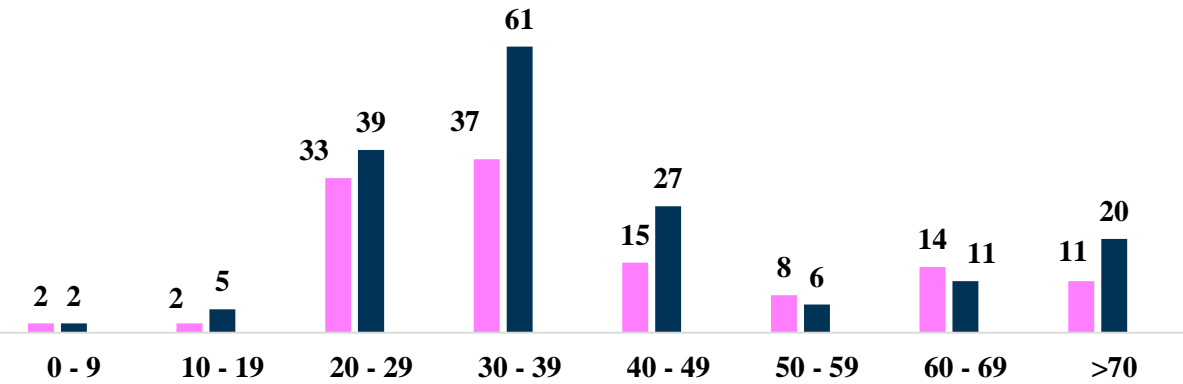


Positive Cases : 299

Female Male Transgender



Recovered Cases : 293

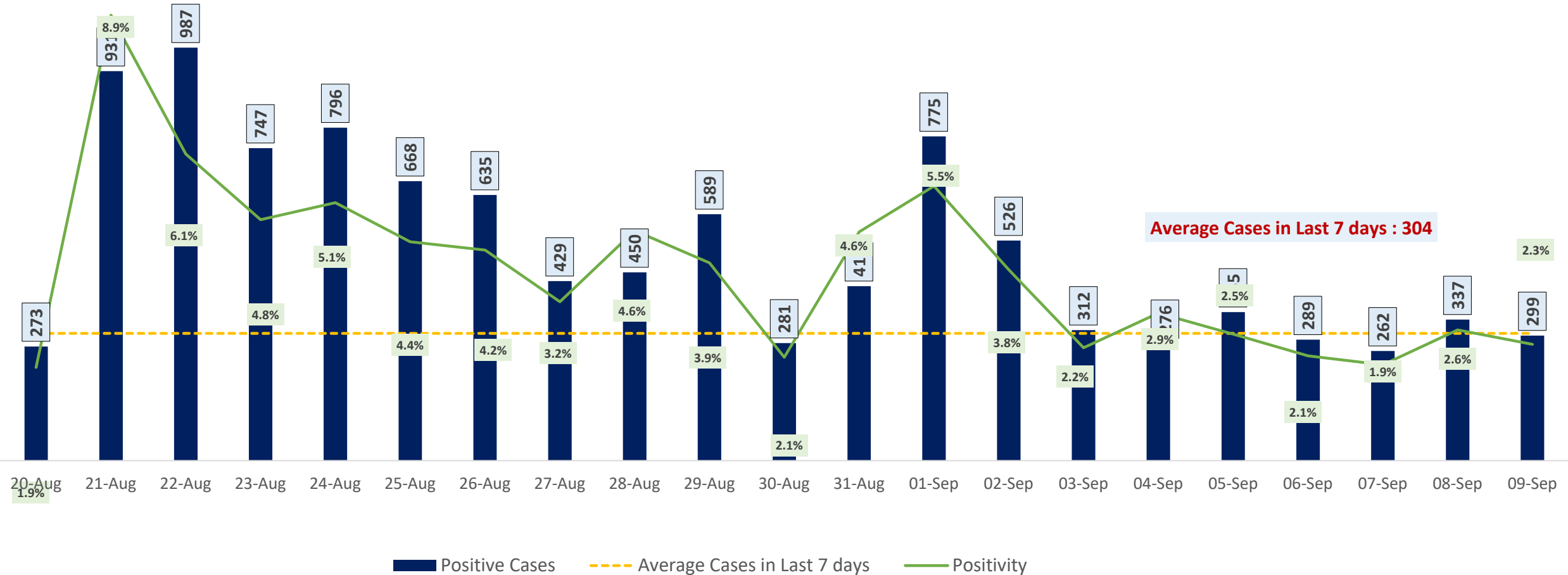


Death Cases : 0

0 to 9 10 to 19 20 to 29 30 to 39 40 to 49 50 to 59 60 to 69 >=70



POSITIVITY RATE OF BENGALURU – LAST 21 DAYS





TESTING TRENDS IN BENGALURU

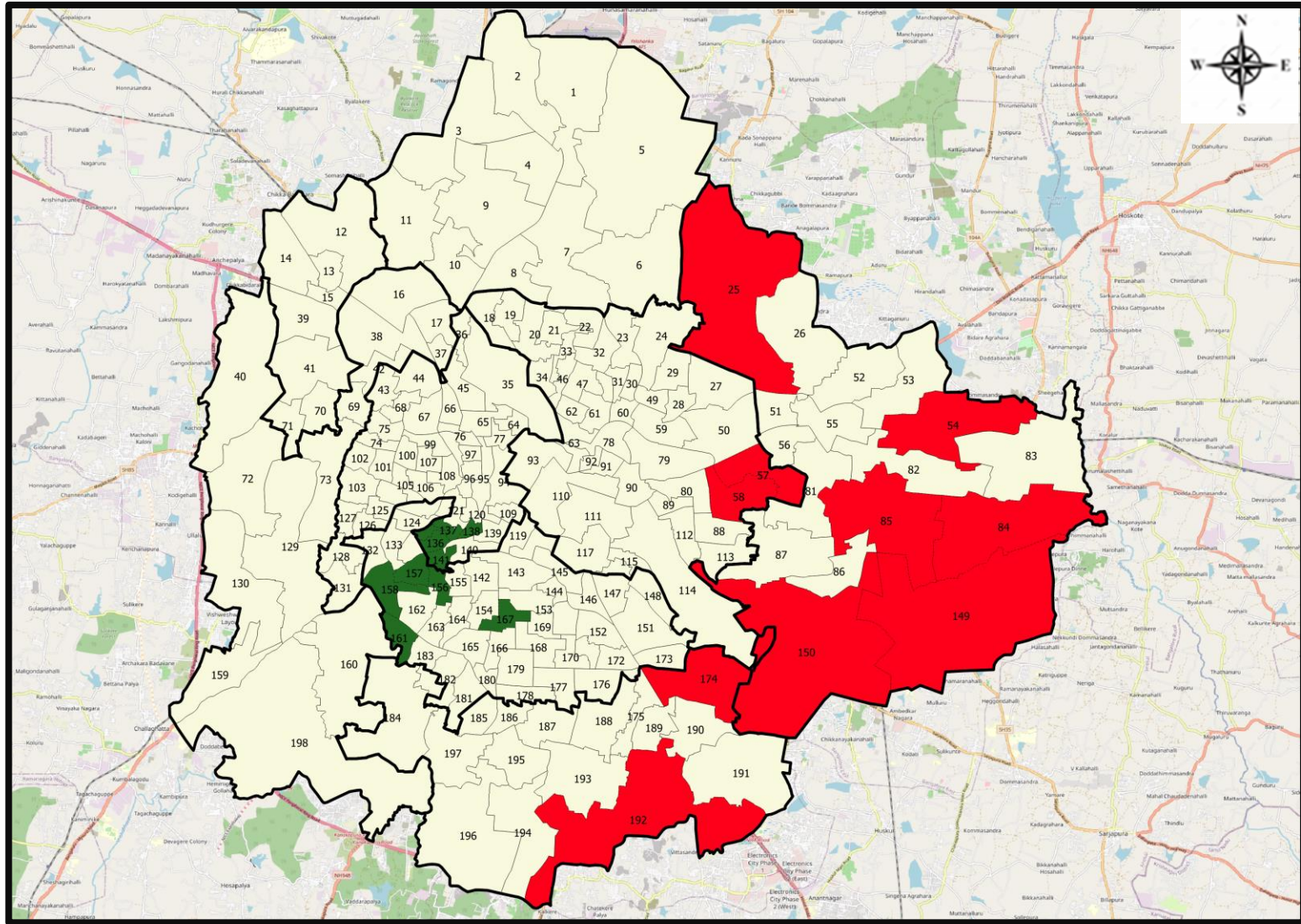


Total Test Conducted Till Date	Test Conducted Last 24 hours	Last 7 Days Average
3,16,33,811	12,903	12,963





BENGALURU URBAN MAP SHOWING TREND OF POSITIVE CASES IN LAST 7 DAYS



Top 10 wards reporting highest number of positive cases in last 7 days

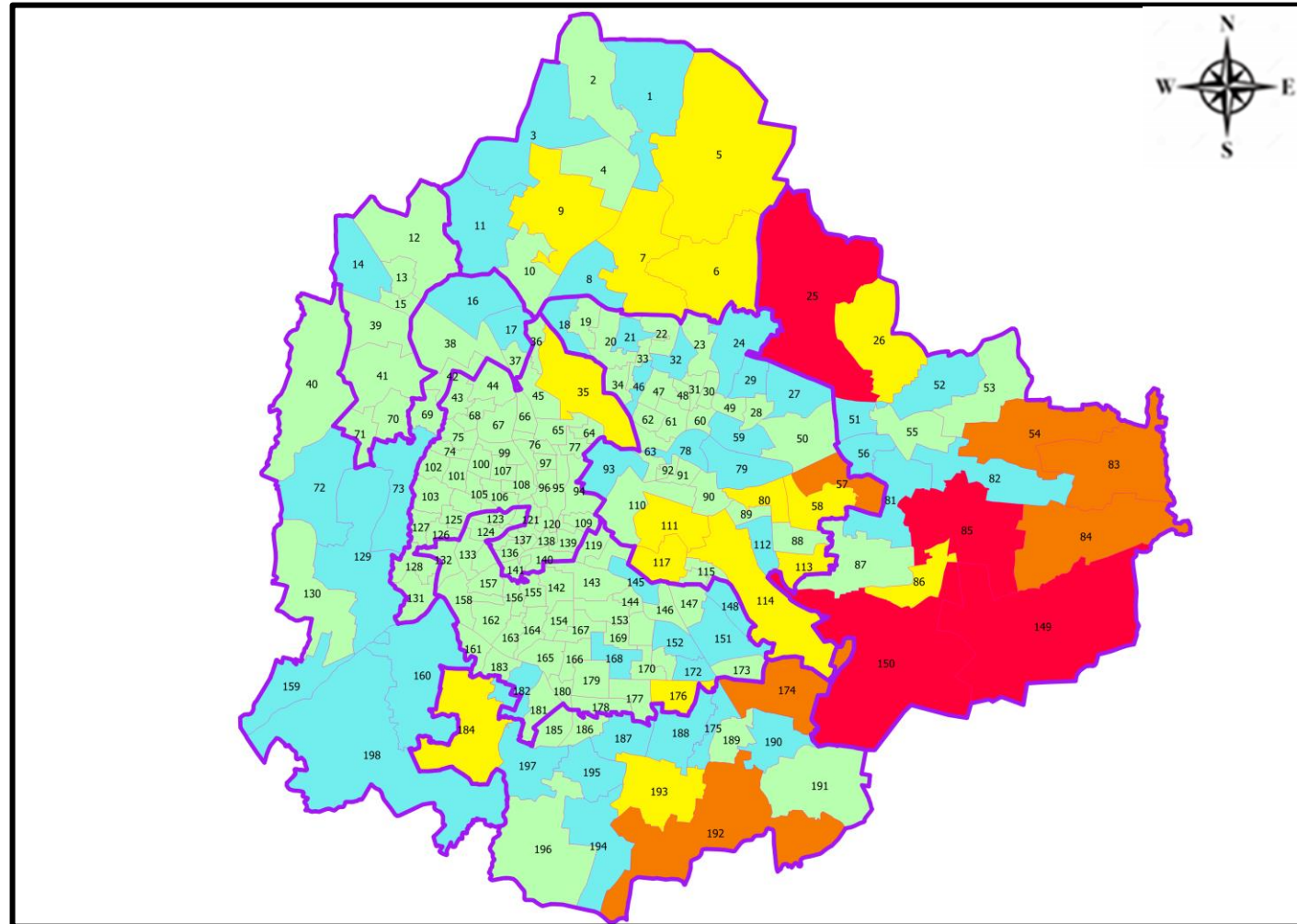
Ward No.	Ward Name	Daily Cases Average
150	Bellanduru	20
149	Varthuru	11
25	Horamavu	11
85	Dodda Nekkundi	11
84	Hagadur	10
174	HSR Layout	8
54	Hudi	7
58	New Tippasandra	7
57	CV Raman Nagar	7
192	Begur	7







Top 10 wards reporting least number of positive cases in last 7 days

Ward No.	Ward Name	Daily Cases Average
167	Yediyur	0
161	Hosakerehalli	0
158	Deepanjali Nagara	0
157	Gali Anjaneya Temple	0
156	Srinagara	0
141	Azad Nagar	0
138	Chalavadipalya	0
137	Rayapura	0
136	Jagajivanram Nagar	0
135	Padarayanapura	0



BENGALURU MAP SHOWING INTENSITY OF POSITIVE CASES IN LAST 7 DAYS



-  Level 1 : 0 to 10 Cases
-  Level 2 : 10 to 25 Cases
-  Level 3 : 25 to 75 Cases
-  Level 4 : 75 to 150 Cases
-  Level 5 : More than 150 Cases
-  Zone Boundaries

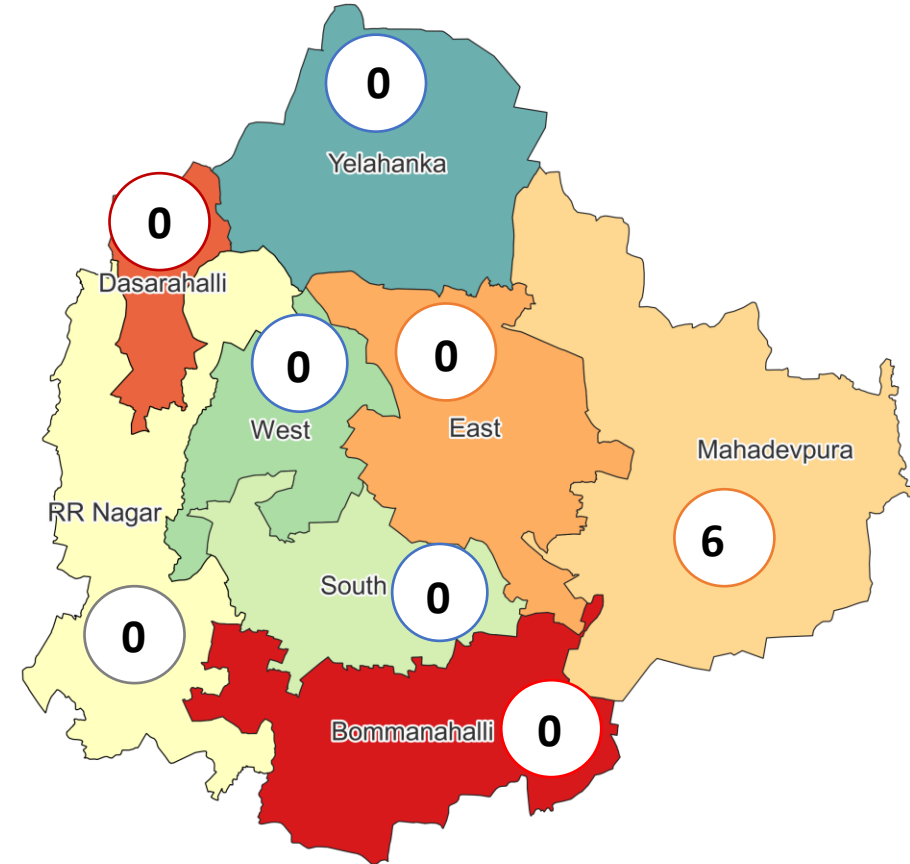


CLUSTER DETAILS



Zone Name	TOTAL CLUSTERS	Budding Clusters	Clusters	Outbreaks
		Less Than 5 Cases	5 To 14 Cases	More Than 14 Cases
BOMMANAHALLI	0 (-)	0 (-)	0 (-)	0 (-)
DASARAHALLI	0 (-)	0 (-)	0 (-)	0 (-)
EAST	0 (-)	0 (-)	0 (-)	0 (-)
MAHADEVPURA	6 (-)	6 (-)	0 (-)	0 (-)
RR NAGAR	0 (-)	0 (-)	0 (-)	0 (-)
SOUTH	0 (-)	0 (-)	0 (-)	0 (-)
WEST	0 (-)	0 (-)	0 (-)	0 (-)
YELAHANKHA	0 (-)	0 (-)	0 (-)	0 (-)
TOTAL	6 (-)	6 (-)	0 (-)	0 (-)

Total Active Clusters



Types of Clusters

Zone Name	Apartments/ Villa	Individual House	Hostels/Quarters	Others	Schools/Colleges
BOMMANAHALLI	0 (-)	0 (-)	0 (-)	0 (-)	0 (-)
DASARAHALLI	0 (-)	0 (-)	0 (-)	0 (-)	0 (-)
EAST	0 (-)	0 (-)	0 (-)	0 (-)	0 (-)
MAHADEVPURA	6 (-)	0 (-)	0 (-)	0 (-)	0 (-)
RR NAGAR	0 (-)	0 (-)	0 (-)	0 (-)	0 (-)
SOUTH	0 (-)	0 (-)	0 (-)	0 (-)	0 (-)
WEST	0 (-)	0 (-)	0 (-)	0 (-)	0 (-)
YELAHANKHA	0 (-)	0 (-)	0 (-)	0 (-)	0 (-)
TOTAL	6 (-)	0 (-)	0 (-)	0 (-)	0 (-)

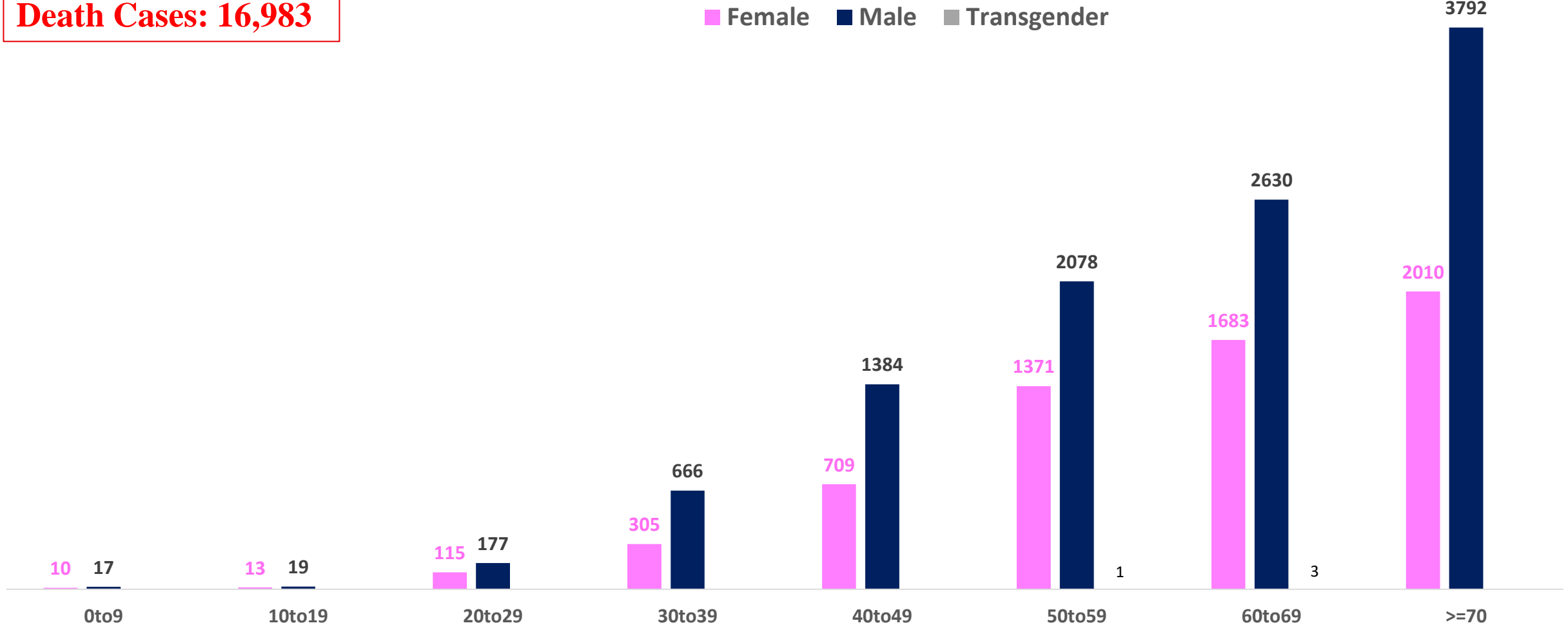
▲▼ : Shows increase and decrease in numbers as compared to previous day



AGE AND GENDER WISE DISTRIBUTION OF DEATH CASES



Death Cases: 16,983





VACCINATION COVERAGE AS ON 08.09.2022



Total Doses Administered

2,05,17,567

▲ 5,669

Total 12-14 years Population : 2.82 Lakhs

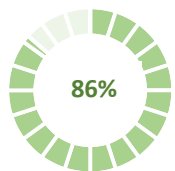
1ST DOSE



2,93,498
Doses administered

▲ 31

2ND DOSE

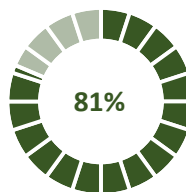


2,43,373
Doses administered

▲ 86

Total 15-18 years Population : 4.42 Lakhs

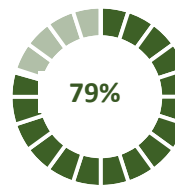
1ST DOSE



3,59,673
Doses administered

▲ 8

2ND DOSE

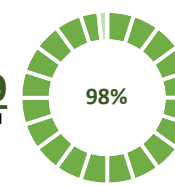


3,50,919
Doses administered

▲ 128

Total adult Population : 91.7 Lakhs

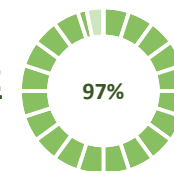
1ST DOSE



90,18,482
Doses administered

▲ 107

2ND DOSE



88,68,486
Doses administered

▲ 1,019

Priority Group*

Health Care Workers

Dose 1

2,10,389

Doses administered

▲ 1

Dose 2

2,07,122

Doses administered

▲ 2

Frontline Workers

Dose 1

3,81,997

Doses administered

▲ 0

Dose 2

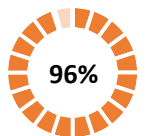
3,73,418

Doses administered

▲ 2

45 – 59 Years Coverage

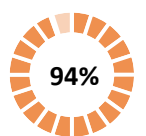
Dose 1



16,95,806
Doses administered

▲ 16

Dose 2

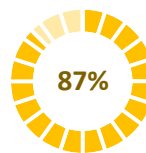


16,74,366
Doses administered

▲ 124

18 - 44 Years Coverage

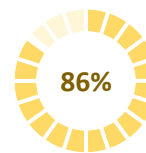
Dose 1



57,49,598
Doses administered

▲ 83

Dose 2



56,48,255
Doses administered

▲ 767

60 + Years Coverage

Dose 1



9,80,692
Doses administered

▲ 7

Dose 2



9,65,325
Doses administered

▲ 124

PRECAUTION DOSE



12,65,717

Doses administered

▲ 4,341

PRECAUTION DOSES ADMINISTERED

Health Care Workers

95,687

Booster Doses administered

▲ 76

Front Line Workers

1,38,105

Booster Doses administered

▲ 260

60 + Years Coverage

3,87,364

Booster Doses administered

▲ 215

18 + Years Coverage

6,44,561

Booster Doses administered

▲ 3,790

▲ indicates the increase in last 24 hours



COVID-19 SCENARIO IN BENGALURU AND OTHER METROPOLITAN CITIES



CITY NAME	Positive Cases	Active Cases	Recovered	Deceased	Vaccine Doses Administered
New Delhi	20,01,309	860	19,73,962	26,487	3,68,34,218
Bengaluru*	18,68,378	2,739	18,48,656	16,983	2,36,49,255
Mumbai	11,46,409	2,236	11,24,457	19,716	2,20,61,544
Chennai	7,88,135	2,157	7,76,909	9,069	1,12,13,625

Source : <https://dashboard.cowin.gov.in/> at 6:15pm (10.09.2022)
Source : <https://www.covid19bharat.org/> at 6:15pm(10.09.2022)

*includes BBMP & Bengaluru Urban



SNAPSHOT OF COVID-19 CASES IN BENGALURU URBAN



**Total Wards With
< =10 Cases* :
130**

**Tests Conducted
on 09.09.2022:
12,903**

**Recovery
Rate*:
98.94%**

**Total
Active Cases :
2,739**

**Total Vaccinated
on 09.09.2022:
5,669**





**Positivity
Rate* :
2.35%**

**Active
Rate*:
0.15%**

**Case
Fatality Rate* :
0.00%**

*Total positive cases In the past 7 days

*CFR and positivity is for Past 7 days

Download BBMP Bulletin	https://apps.bbmpgov.in/covid19/mediabulletin.php
To register for vaccination :	https://selfregistration.cowin.gov.in/
BBMP COVID19 Dashboard:	https://apps.bbmpgov.in/covid19/
Follow us on:	 www.facebook.com/bbmp.comm1/
	 twitter.com/BBMPCOMM
	  BBMPSplHealth

Issued by:

Honorable Chief Commissioner, BBMP
Special Commissioner Health & IT, BBMP
MD, Bengaluru Smart City Limited

THANK YOU !

